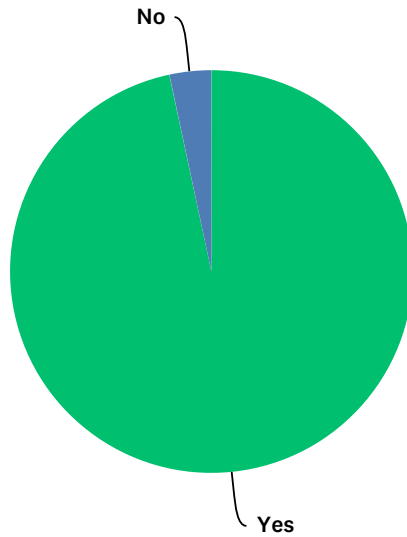


Q1 Do you live in the Town of New Scotland?

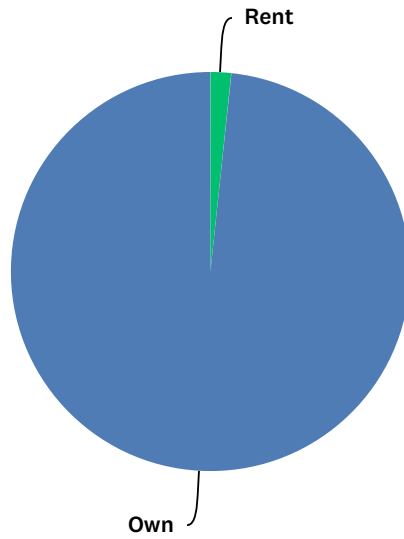
Answered: 656 Skipped: 2



ANSWER CHOICES	RESPONSES	
Yes	96.65%	634
No	3.35%	22
TOTAL		656

Q2 Do you own or rent your home?

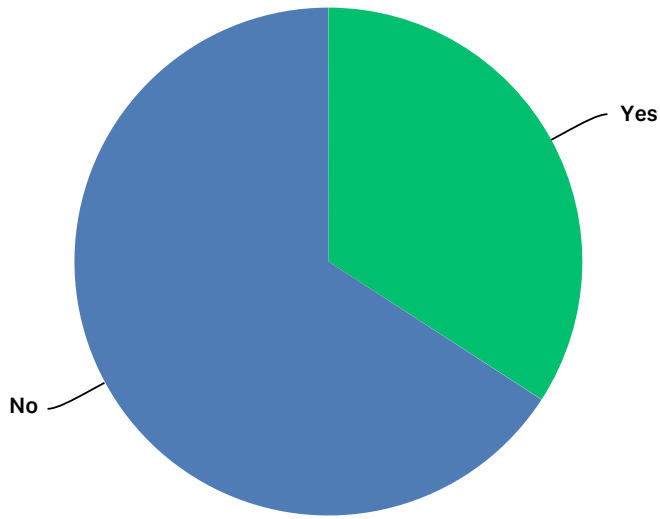
Answered: 655 Skipped: 3



ANSWER CHOICES	RESPONSES	
Rent	1.68%	11
Own	98.32%	644
TOTAL		655

Q3 Do you have children under the age of 18 living at home?

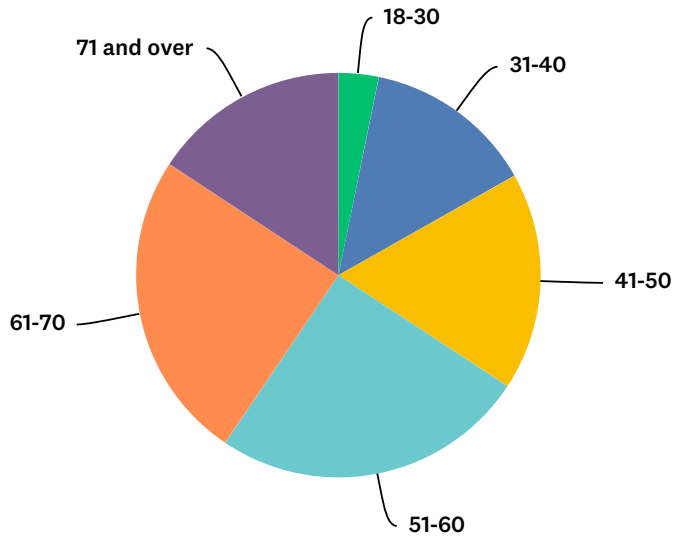
Answered: 656 Skipped: 2



ANSWER CHOICES	RESPONSES	
Yes	34.15%	224
No	65.85%	432
TOTAL		656

Q4 Which category best describes your age?

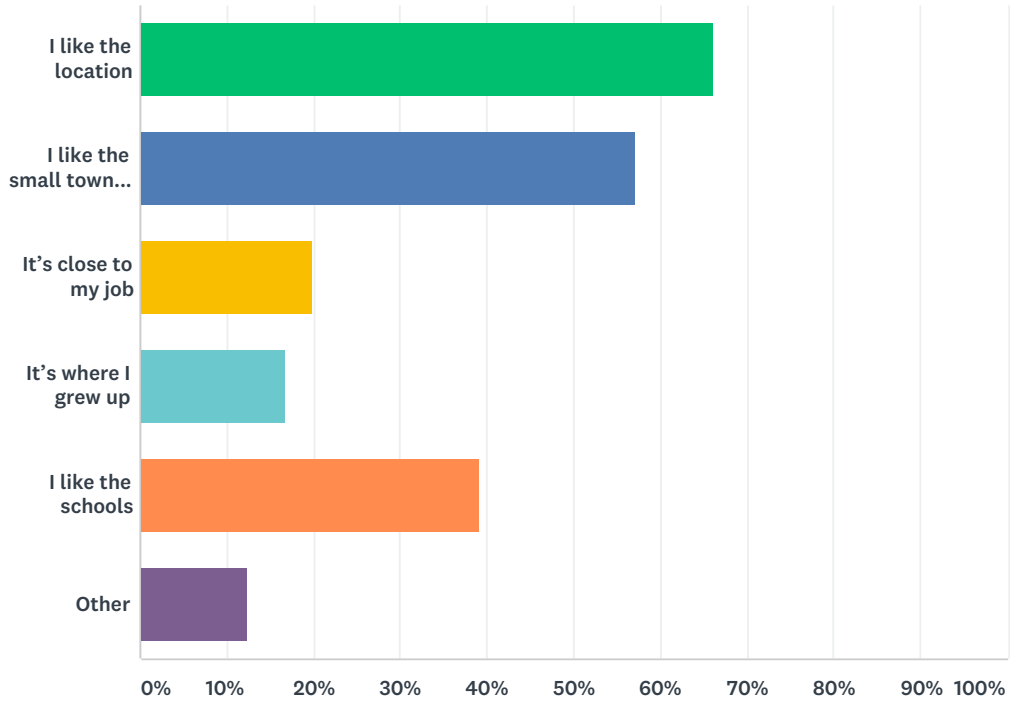
Answered: 654 Skipped: 4



ANSWER CHOICES	RESPONSES	
18-30	3.21%	21
31-40	13.61%	89
41-50	17.43%	114
51-60	25.23%	165
61-70	24.77%	162
71 and over	15.75%	103
TOTAL		654

Q5 What are the main reasons you live in the Town of New Scotland?

Answered: 656 Skipped: 2

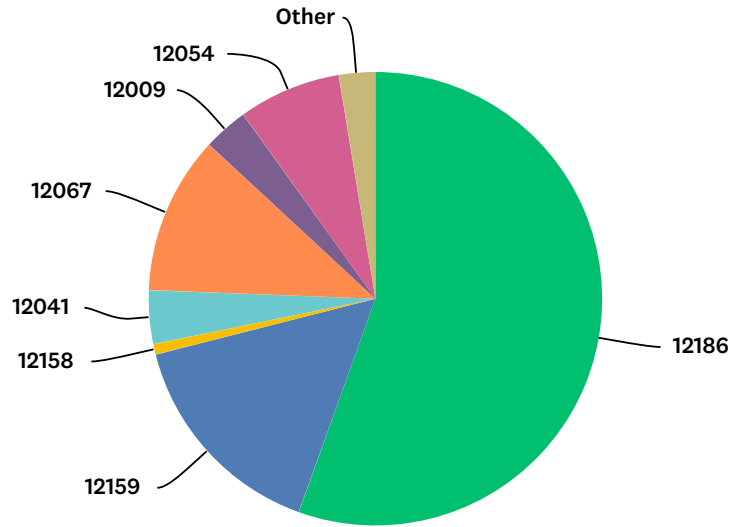


ANSWER CHOICES	RESPONSES	
I like the location (1)	66.16%	434
I like the small town character (2)	57.16%	375
It's close to my job (3)	19.97%	131
It's where I grew up (4)	16.77%	110
I like the schools (5)	39.02%	256
Other (6)	12.35%	81
Total Respondents: 656		

BASIC STATISTICS				
Minimum	Maximum	Median	Mean	Standard Deviation
1.00	6.00	2.00	2.73	1.67

Q6 What is your zip code?

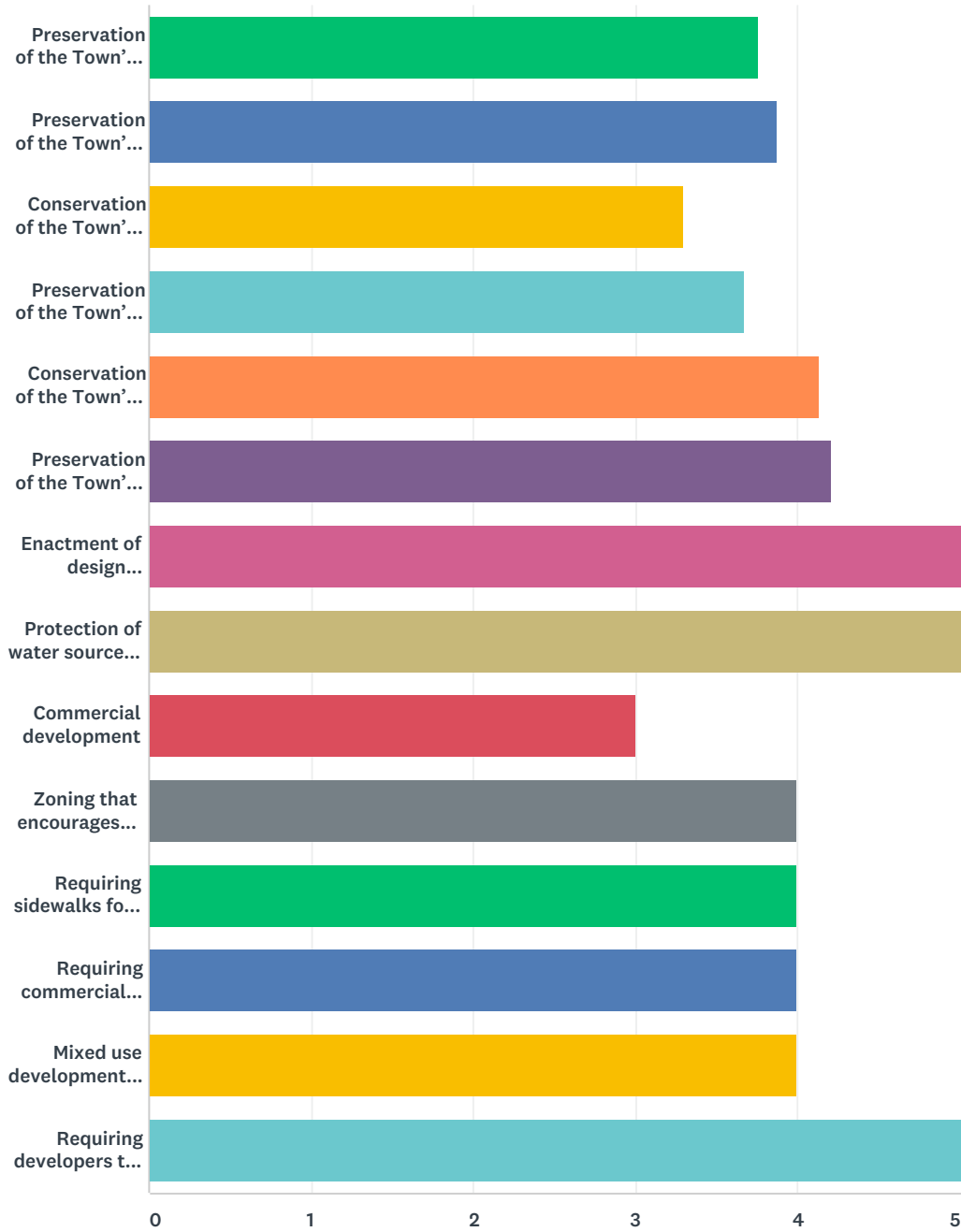
Answered: 656 Skipped: 2



ANSWER CHOICES	RESPONSES	
12186	55.49%	364
12159	15.55%	102
12158	0.76%	5
12041	3.81%	25
12067	11.28%	74
12009	3.20%	21
12054	7.32%	48
Other	2.59%	17
TOTAL		656

Q7 How important are the following to you?

Answered: 657 Skipped: 1



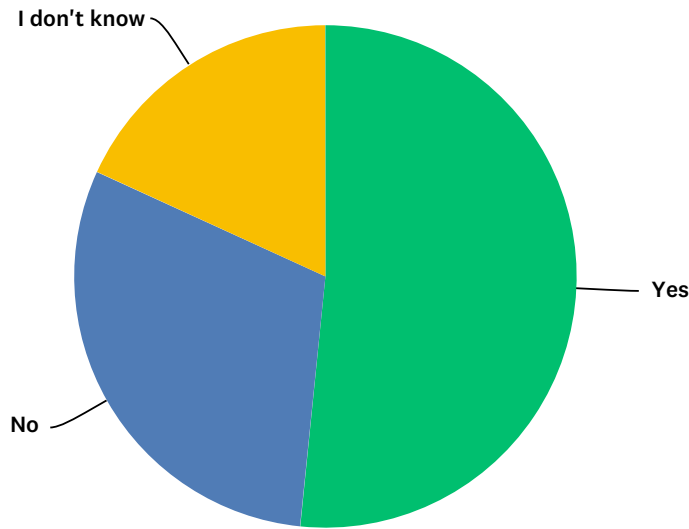
	UNIMPORTANT	SOMEWHAT IMPORTANT	IMPORTANT	VERY IMPORTANT	EXTREMELY IMPORTANT	TOTAL	WEIGHTED AVERAGE
Preservation of the Town's rural character	3.98% 26	14.83% 97	20.49% 134	22.32% 146	38.38% 251	654	3.76
Preservation of the Town's open space	4.29% 28	11.81% 77	19.02% 124	22.85% 149	42.02% 274	652	3.87
Conservation of the Town's historical buildings	9.77% 64	15.57% 102	30.08% 197	23.66% 155	20.92% 137	655	3.30

Town of New Scotland Comprehensive Plan Update Survey - Thank you for participating.

Preservation of the Town's agricultural lands	5.34% 35	14.79% 97	22.56% 148	22.56% 148	34.76% 228	656	3.67
Conservation of the Town's natural resources, natural habitats and ecosystems including forests, streams, caves, wildlife and plant habitat, wetlands and marshes, creeks and lakes	2.28% 15	6.85% 45	17.96% 118	21.16% 139	51.75% 340	657	4.13
Preservation of the Town's natural vistas e.g. of the Helderberg Escarpment	1.99% 13	5.21% 34	16.41% 107	22.09% 144	54.29% 354	652	4.21
Enactment of design standards to assure that commercial development is consistent with the Town's rural character	0.00% 0	0.00% 0	0.00% 0	0.00% 0	100.00% 1	1	5.00
Protection of water sources including existing wells and aquifers	0.00% 0	0.00% 0	0.00% 0	0.00% 0	100.00% 1	1	5.00
Commercial development	0.00% 0	0.00% 0	100.00% 1	0.00% 0	0.00% 0	1	3.00
Zoning that encourages meeting the elderly's needs such as locating senior housing facilities and health care providers in hamlets, and allowing accessory units (apartments) in single-family homes	0.00% 0	0.00% 0	0.00% 0	100.00% 1	0.00% 0	1	4.00
Requiring sidewalks for new residential and commercial development	0.00% 0	0.00% 0	0.00% 0	100.00% 1	0.00% 0	1	4.00
Requiring commercial developers to incorporate renewable energy	0.00% 0	0.00% 0	0.00% 0	100.00% 1	0.00% 0	1	4.00
Mixed use development incorporating residential and commercial uses	0.00% 0	0.00% 0	0.00% 0	100.00% 1	0.00% 0	1	4.00
Requiring developers to preserve trees	0.00% 0	0.00% 0	0.00% 0	0.00% 0	100.00% 1	1	5.00

Q8 Should future commercial and residential development be concentrated in or near existing hamlet areas (Clarksville, Feura Bush, New Salem, New Scotland)?

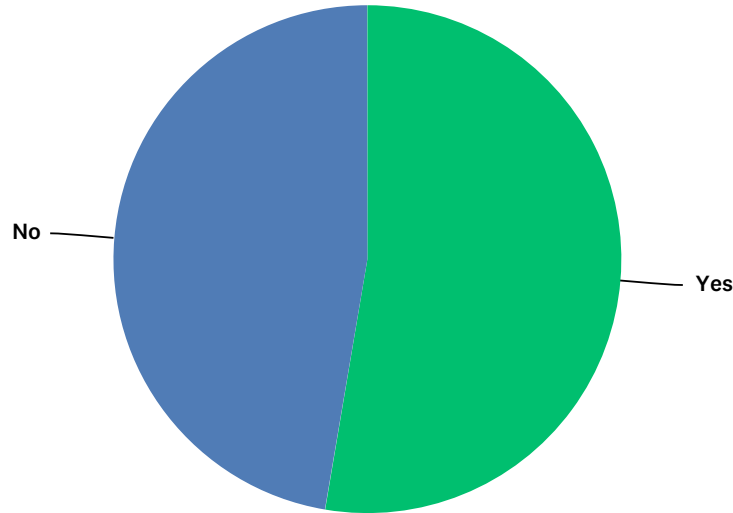
Answered: 655 Skipped: 3



ANSWER CHOICES	RESPONSES	
Yes	51.60%	338
No	30.23%	198
I don't know	18.17%	119
TOTAL		655

Q9 Would you pay more taxes to enable the Town to purchase land to preserve open space?

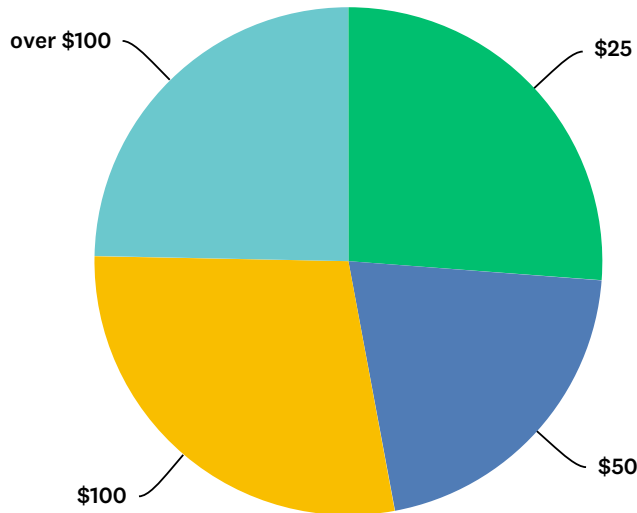
Answered: 655 Skipped: 3



ANSWER CHOICES	RESPONSES	
Yes	52.67%	345
No	47.33%	310
TOTAL		655

Q10 If you answered yes to the previous question, how much would you be willing to pay as an increase per year?

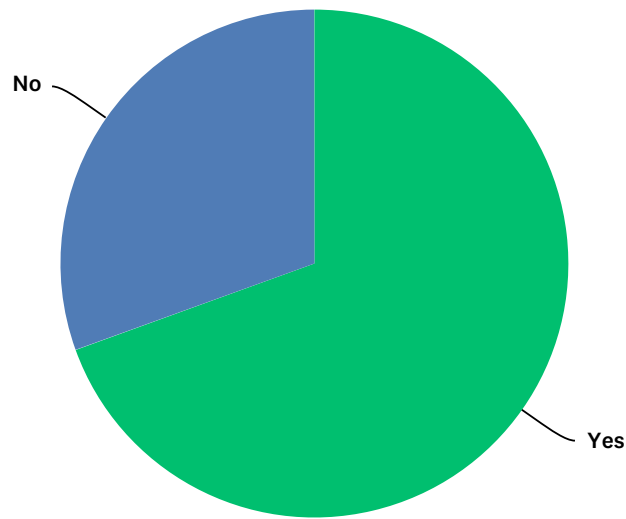
Answered: 393 Skipped: 265



ANSWER CHOICES	RESPONSES	
\$25	26.21%	103
\$50	20.87%	82
\$100	28.24%	111
over \$100	24.68%	97
TOTAL		393

Q11 Are you concerned about increased traffic in the Town?

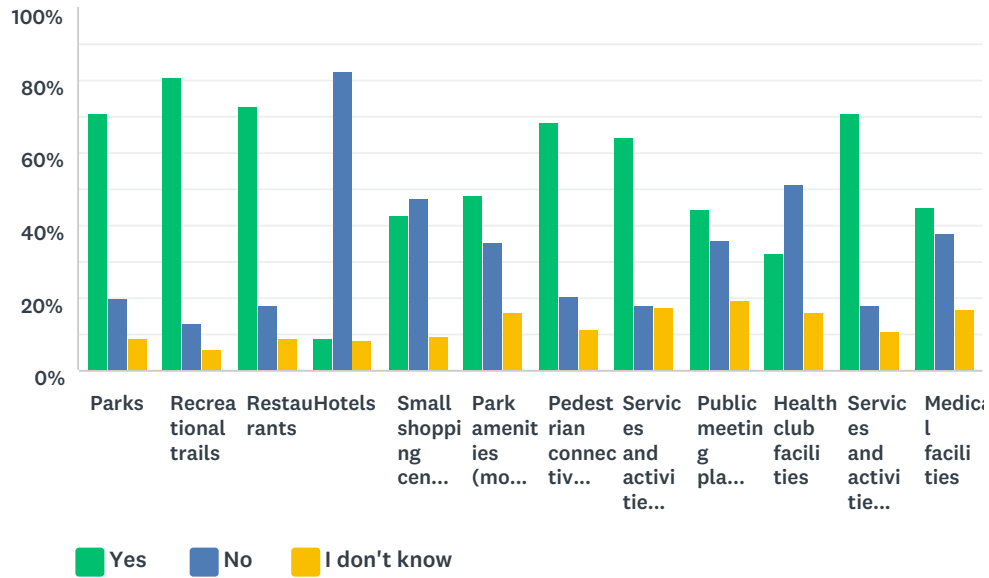
Answered: 652 Skipped: 6



ANSWER CHOICES	RESPONSES	
Yes	69.48%	453
No	30.52%	199
TOTAL		652

Q12 Do you favor the addition of the following development features in the Town?

Answered: 657 Skipped: 1



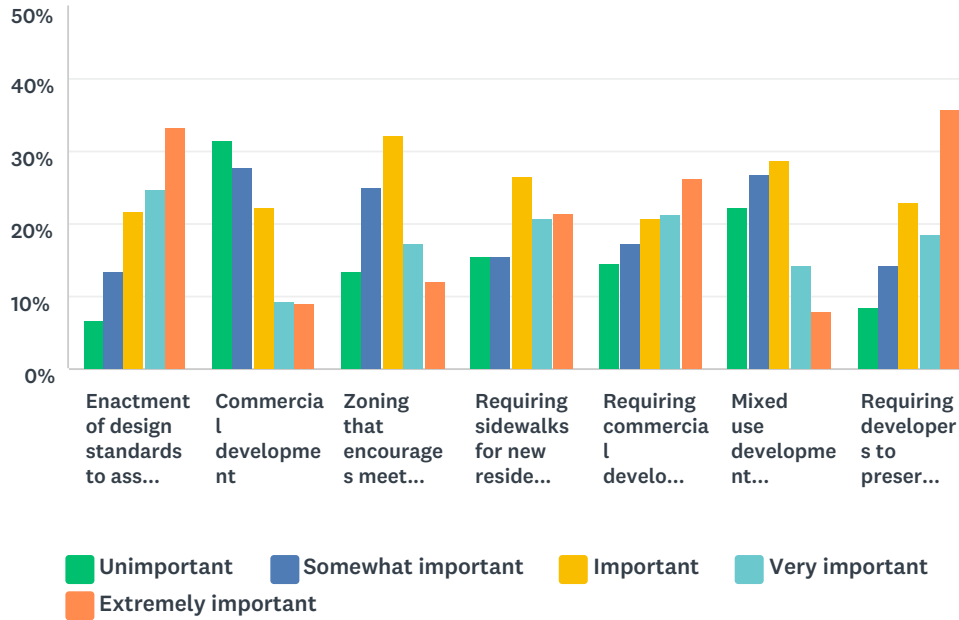
	YES	NO	I DON'T KNOW	TOTAL	WEIGHTED AVERAGE
Parks	70.95% 442	20.22% 126	8.83% 55	623	1.38
Recreational trails	80.86% 524	13.12% 85	6.02% 39	648	1.25
Restaurants	73.18% 472	17.98% 116	8.84% 57	645	1.36
Hotels	9.08% 58	82.32% 526	8.61% 55	639	2.00
Small shopping centers	42.88% 274	47.57% 304	9.55% 61	639	1.67
Park amenities (more tennis courts, ball fields, etc.)	48.54% 315	35.59% 231	15.87% 103	649	1.67
Pedestrian connectivity between residential neighborhoods, shops and service	68.40% 448	20.31% 133	11.30% 74	655	1.43
Services and activities for senior citizens	64.68% 423	18.04% 118	17.28% 113	654	1.53
Public meeting places/centers	44.63% 287	36.08% 232	19.28% 124	643	1.75
Health club facilities	32.61% 211	51.62% 334	15.77% 102	647	1.83
Services and activities for youth	70.81% 461	17.97% 117	11.21% 73	651	1.40
Medical facilities	44.99% 292	37.90% 246	17.10% 111	649	1.72

Town of New Scotland Comprehensive Plan Update Survey - Thank you for participating.

BASIC STATISTICS					
	MINIMUM	MAXIMUM	MEDIAN	MEAN	STANDARD DEVIATION
Parks	1.00	4.00	1.00	1.38	0.65
Recreational trails	1.00	5.00	1.00	1.26	0.58
Restaurants	1.00	5.00	1.00	1.36	0.66
Hotels	1.00	5.00	2.00	2.00	0.45
Small shopping centers	1.00	5.00	2.00	1.67	0.66
Park amenities (more tennis courts, ball fields, etc.)	1.00	4.00	2.00	1.68	0.74
Pedestrian connectivity between residential neighborhoods, shops and service	1.00	4.00	1.00	1.43	0.69
Services and activities for senior citizens	1.00	5.00	1.00	1.54	0.80
Public meeting places/centers	1.00	5.00	2.00	1.75	0.77
Health club facilities	1.00	5.00	2.00	1.84	0.69
Services and activities for youth	1.00	4.00	1.00	1.41	0.70
Medical facilities	1.00	5.00	2.00	1.73	0.76

Q13 How important are the following to you?

Answered: 656 Skipped: 2



	UNIMPORTANT	SOMEWHAT IMPORTANT	IMPORTANT	VERY IMPORTANT	EXTREMELY IMPORTANT	TOTAL	WEIGHTED AVERAGE
Enactment of design standards to assure that commercial development is consistent with the Town's rural character	6.72% 44	13.44% 88	21.83% 143	24.73% 162	33.28% 218	655	3.64
Commercial development	31.61% 202	27.86% 178	22.22% 142	9.23% 59	9.08% 58	639	2.36
Zoning that encourages meeting the elderly's needs such as locating senior housing facilities and health care providers in hamlets and allowing accessory units (apartments) in single-family homes	13.54% 88	25.08% 163	32.15% 209	17.23% 112	12.00% 78	650	2.89
Requiring sidewalks for new residential and commercial developments	15.62% 102	15.47% 101	26.49% 173	20.83% 136	21.59% 141	653	3.17
Requiring commercial developers to incorporate renewable energy	14.57% 95	17.18% 112	20.71% 135	21.32% 139	26.23% 171	652	3.27
Mixed use development incorporating residential and commercial e.g. retail uses	22.20% 143	26.86% 173	28.73% 185	14.13% 91	8.07% 52	644	2.59
Requiring developers to preserve existing trees on a development site	8.58% 56	14.24% 93	22.97% 150	18.53% 121	35.68% 233	653	3.58